

JLL DESIGNS  
YASS NSW  
m: 0437 111 091  
e: jlldesigns.22@gmail.com

ADDRESS:  
8 MITCHELL STREET, YASS

Project **CHRIS & OANA HODDER**

Drawing Title **SITE PLAN**

Dwg Status **FOR DEVELOPMENT APPLICATION**

REVISION DESCRIPTION  
**FOR DEVELOPMENT APPLICATION**

DRAWN  
**JLAURIE**

PROJECT START DATE  
**AUGUST 2025**

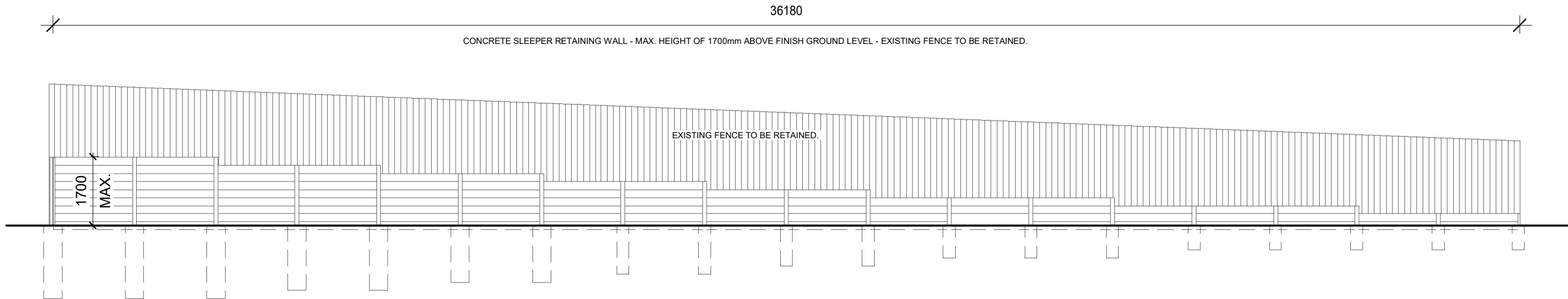
THIS DRAWING IS SUBJECT TO COPYRIGHT AND MUST NOT BE COPIED WITHOUT AUTHORISATION FROM JLL DESIGNS. ALL DIMENSIONS ARE IN MILLIMETRES UNLESS STATED OTHERWISE.

PROJ No:  
**J167**

DWG No:  
**A050**

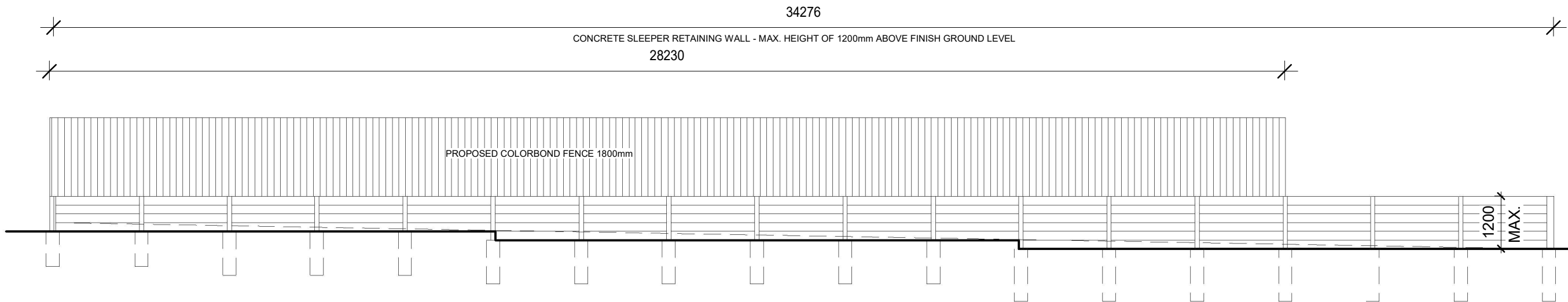
SCALE :  
AS SHOWN ON **A3**

REV  
**B**



# 1 EASTERN RETAINING WALL

1 : 100



# 2 WESTERN RETAINING WALL

1 : 100



JLL DESIGNS  
YASS NSW  
m: 0437 111 091  
e: jlldesigns.22@gmail.com

ADDRESS:  
8 MITCHELL STREET, YASS

Project CHRIS & OANA HODDER

Drawing Title RETAINING WALL - EASTERN & WESTERN RETAINING WALL

Dwg Status FOR DEVELOPMENT APPLICATION

REVISION DESCRIPTION FOR DEVELOPMENT APPLICATION

DRAWN JLAURIE

THIS DRAWING IS SUBJECT TO COPYRIGHT AND MUST NOT BE COPIED WITHOUT AUTHORISATION FROM JLL DESIGNS. ALL DIMENSIONS ARE IN MILLIMETRES UNLESS STATED OTHERWISE.

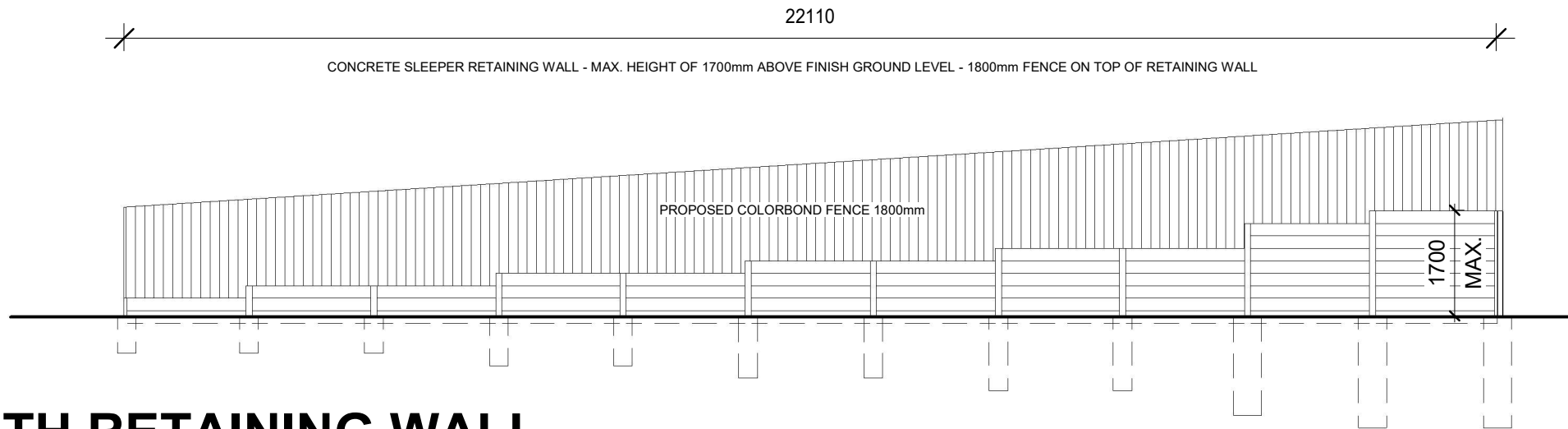
PROJECT START DATE AUGUST 2025

PROJ No: J167

DWG No: A070

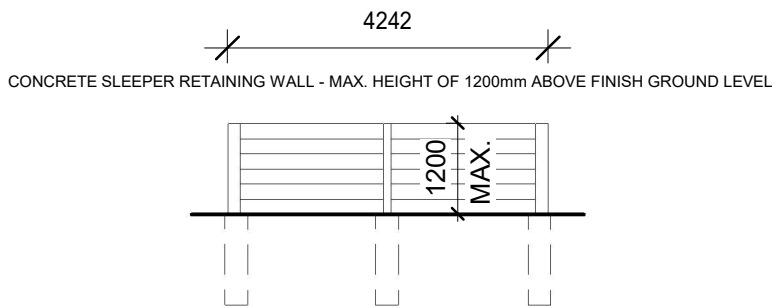
SCALE : AS SHOWN ON A3

REV B



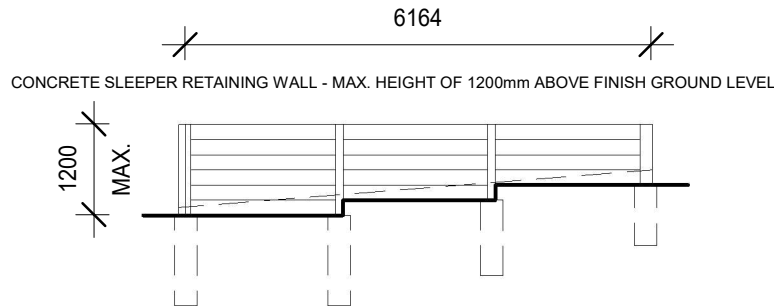
# 1 NORTH RETAINING WALL

1 : 100



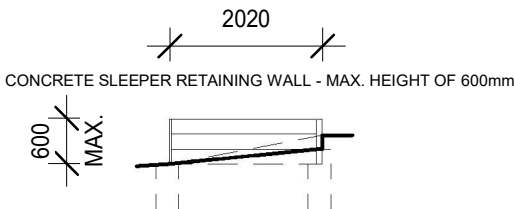
# 2 SOUTH RETAINING WALL - PART 1

1 : 100



# 3 SOUTH RETAINING WALL - PART 2

1 : 100



# 4 SOUTH RETAINING WALL - PART 3

1 : 100



JLL DESIGNS  
YASS NSW  
m: 0437 111 091  
e: jlldesigns.22@gmail.com

ADDRESS:  
8 MITCHELL STREET, YASS

Project CHRIS & OANA HODDER

REVISION  
DESCRIPTION FOR DEVELOPMENT APPLICATION

18.08.2025

SCALE :  
AS SHOWN ON A3

Drawing Title RETAINING WALL - NORTH &  
SOUTH RETAINING WALL

DRAWN  
JLAURIE

PROJECT START DATE  
AUGUST 2025

PROJ No:  
J167

REV

Dwg Status FOR DEVELOPMENT  
APPLICATION

THIS DRAWING IS SUBJECT TO COPYRIGHT AND MUST NOT BE  
COPIED WITHOUT AUTHORISATION FROM JLL DESIGNS. ALL  
DIMENSIONS ARE IN MILLIMETRES UNLESS STATED OTHERWISE.

DWG No:  
A071

B